



# Éclairage des chemins

Topspot ( chemin) et Maxispot (végétaux)





Tube Light LED 430/40, 180°



Tube Light LED 430/60, 180°



Tube Light LED 60/430 simple



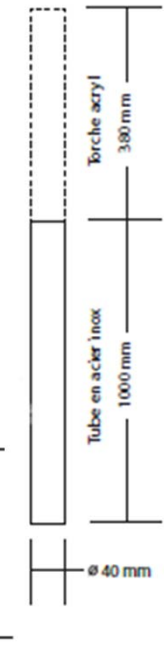
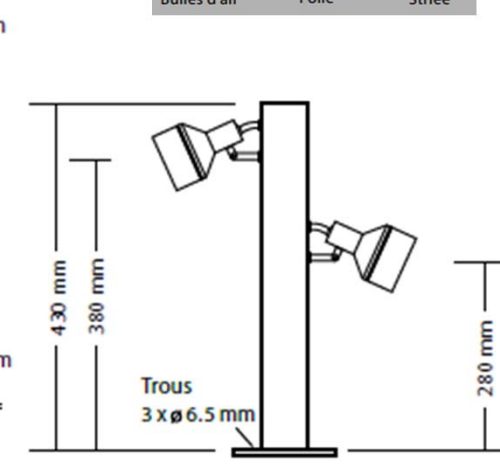
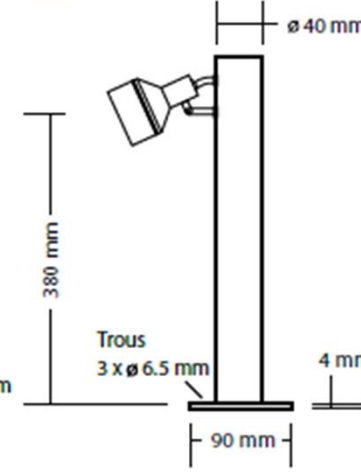
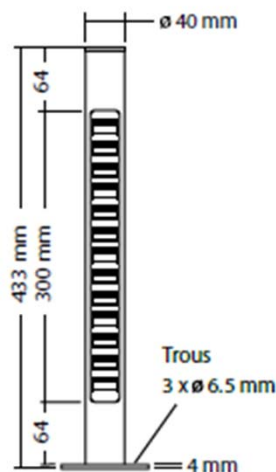
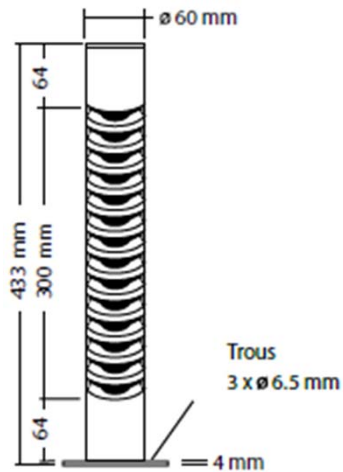
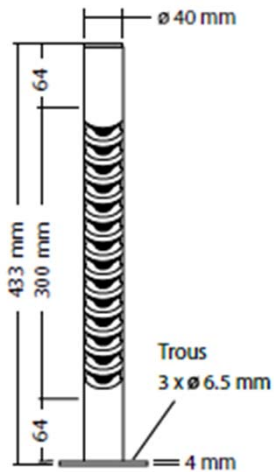
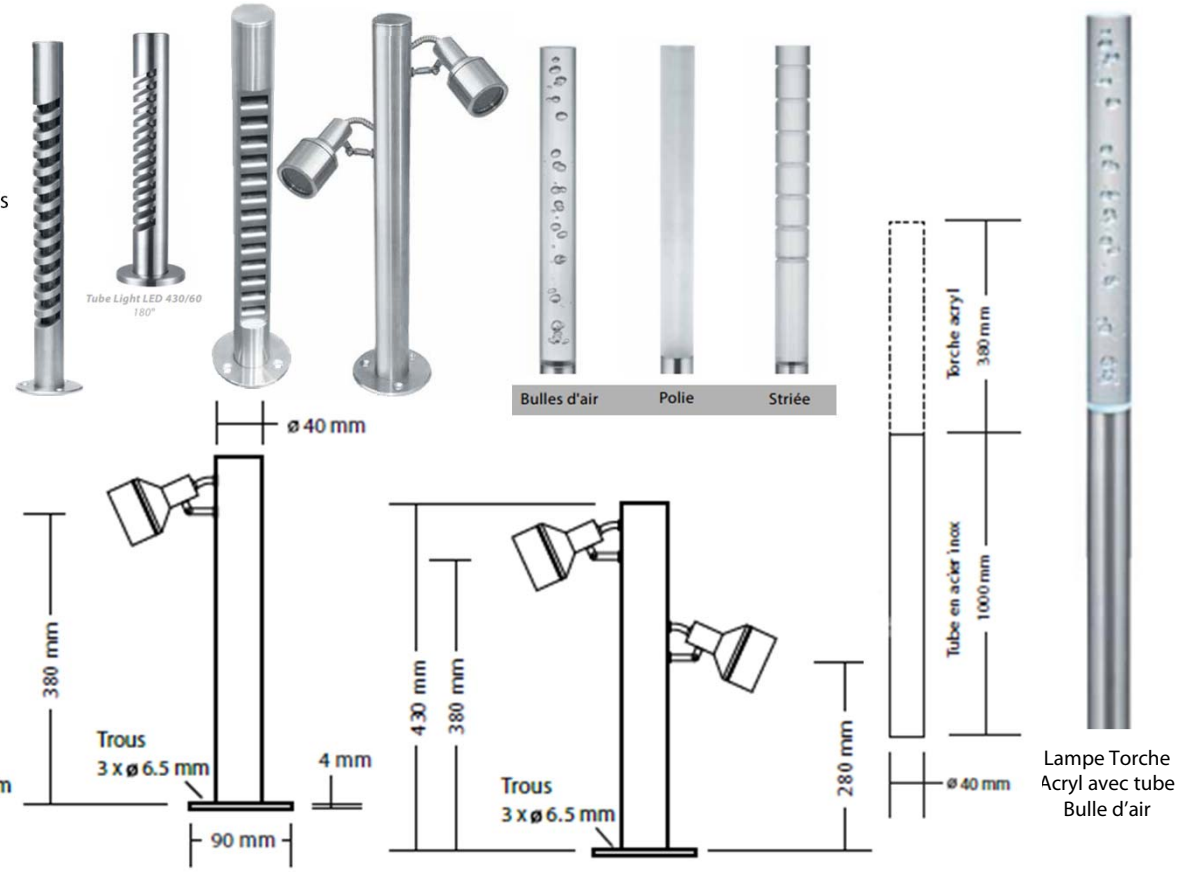
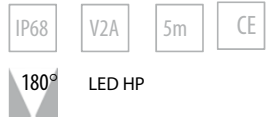
Topspot double, 2x3W Maxispot



Lampe torche Acryl ES intégrée dans le garde corps

Matériel acier inoxydable, V2A  
 Longueur 240/440 mm  
 Profondeur 40 - 70 mm  
 Hauteur 55 + 60 mm  
 Accessoires  
 Ancrage pour le sol à bétonner

Technologie LED HP  
 Tube Light 12 volt DC, 7.2 watts  
 blanc chaud (3'000° Kelvin) 400 lumens  
 blanc froid (5'000° Kelvin) 448 lumens  
 Topspot 12V DC ou AC, 1 ou 2x 3 watts  
 blanc chaud (2'700° Kelvin) 1x 218 ou 2x 218 lumens  
 blanc froid (5'000° Kelvin) 1x 263 ou 2x 263 lumens  
 Lampe Torche Acryl 12V DC ou AC, 1x 1 watts  
 Blanc chaud (2'700° Kelvin)  
 Blanc froid (5'000° Kelvin)



Lampe Torche Acryl avec tube Bulle d'air