

## Bollard round ARCH

PROJECT:

TYPE:

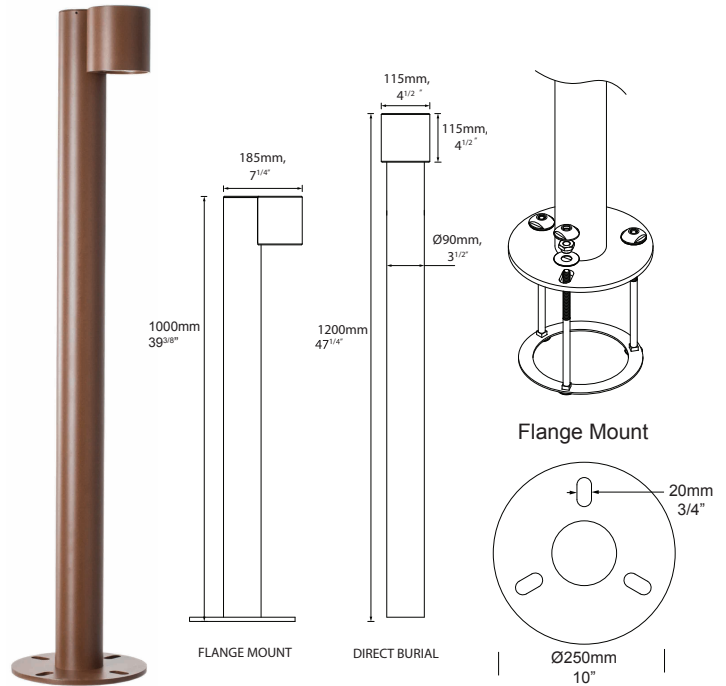
SOURCE:

NOTES:

### SPECIFICATIONS



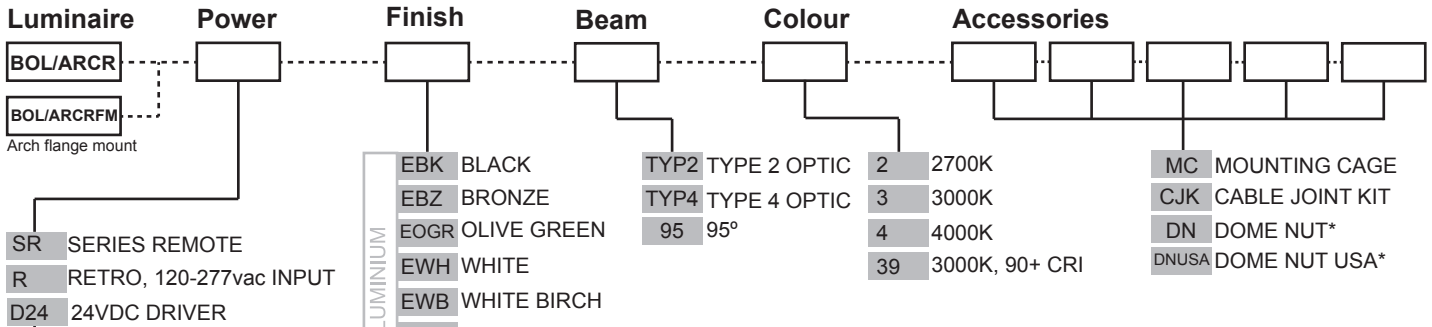
<b>LED Chip</b>	Cree CXA 1830 field replaceable LED board
<b>Luminaire Output</b>	3000 Lumens @ 700mA (26watts), delivered from luminaire with unobstructed beam.
<b>Lumens Per Watt</b>	100 Lumens minimum @ 26 watts, delivered from luminaire with unobstructed beam
<b>CRI (3000K)</b>	80+ Standard, 90+ Optional
<b>Colour Temperatures</b>	2700K, 3000K, 4000K
<b>Beam Angles</b>	TYPE 2, TYPE 4 asymmetric, 95°
<b>Ingress Protection</b>	IP66
<b>Warranty</b>	Electronics = 5 years Body Aluminium = 5 years
<b>Standards</b>	BS/EN 60598.2.2 cUL 1598 CE



### PRODUCT CONFIGURATION

Please fill in appropriate codes into boxes provided

Cat. No. ARCR



**SERIES REMOTE DRIVER:**  
Constant current driver (included) individual fixtures require 37vdc @ 700mA maximum. 0-10 volt dimming.

**RETRO 110-277vac DRIVER:**  
Constant current driver (included).  
Input: 120, 240, 227 volts.  
Output: 60 watts total  
37vdc @ 700mA  
0-10 volt dimming.

**24VDC DRIVER:**  
Input: 24vdc.  
Output: 36vdc @ 700mA constant current (non dimming).  
*Note: not for USA.*

\*Only available for Flange Mount version

ADDITIONAL COMMENTS:

# LUMINAIRE CONSTRUCTION

**CNC machined from one of the following metals:**

**Aluminium**

Body: High corrosion resistant 115mm (4<sup>1/2</sup>" ) aluminium rod.  
 Tube: high corrosion resistant 90mm (3<sup>1/2</sup>" ) x 3.18mm (1/8" ) aluminium tube.  
 Finished with chromate substrate, Epoxy layer and a UV resistant polyester powder coat colour.  
 Fixings and Mechanism - made from 316 stainless steel.

Colours:

Black, Bronze, Silver Star, White, White Birch, Olive Green, Dark Grey, Corten.

**Step Lens:**

Extra clear optical silicone TIR.

**Gaskets:**

Silicone, iron impregnated 220°C (428°F)

**Cable:**

Water resistant rubber

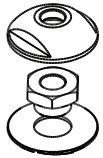
**Mounting:**

Pole is set directly into concrete.  
 For flange mounting please refer to the Hunza website for mounting instructions.  
 Dome Nut - for use with M12 J-bolts.  
 Dome Nut USA - for use with 1/2" UNC 13 TPI J-bolts.

**Luminaire Weight:**

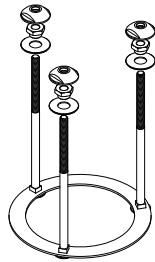
6kg (13lbs 4oz) without flange

## ACCESSORIES



Dome Nut

(for use with M12 J-bolts or 1/2" UNC 13 TPI J-bolts)

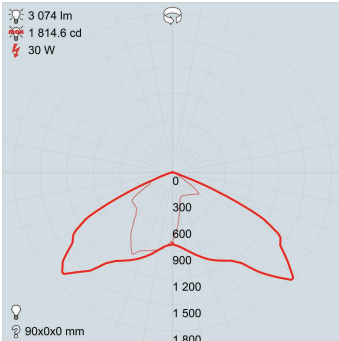


Mounting cage

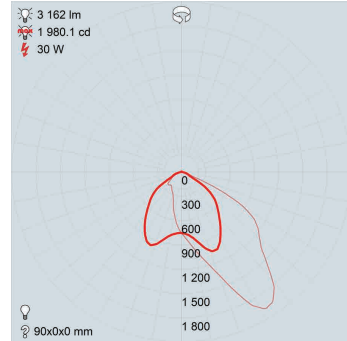
## BEAM ANGLES

High efficiency Reflectors. Feild replaceable

IES files available for download: [hunzalighting.com/downloads](http://hunzalighting.com/downloads)



TYPE 2 OPTIC



TYPE 4 OPTIC

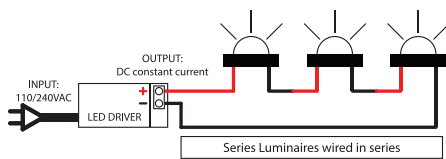


95° OPTIC

## WIRING GUIDE

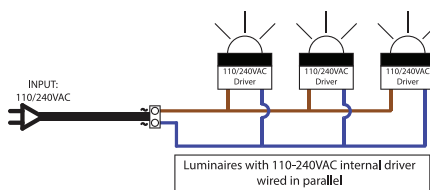
Available for download: [hunzalighting.com/downloads](http://hunzalighting.com/downloads)

**Series/remote driver**



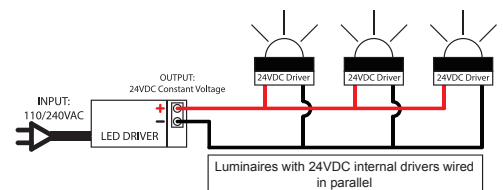
Diagrams are a guide only, wire colours and polarity may change depending on fixture and country

**110/240v integral driver**



Luminaires with 110-240VAC internal driver wired in parallel

**24vdc integral driver**



Luminaires with 24VDC internal drivers wired in parallel