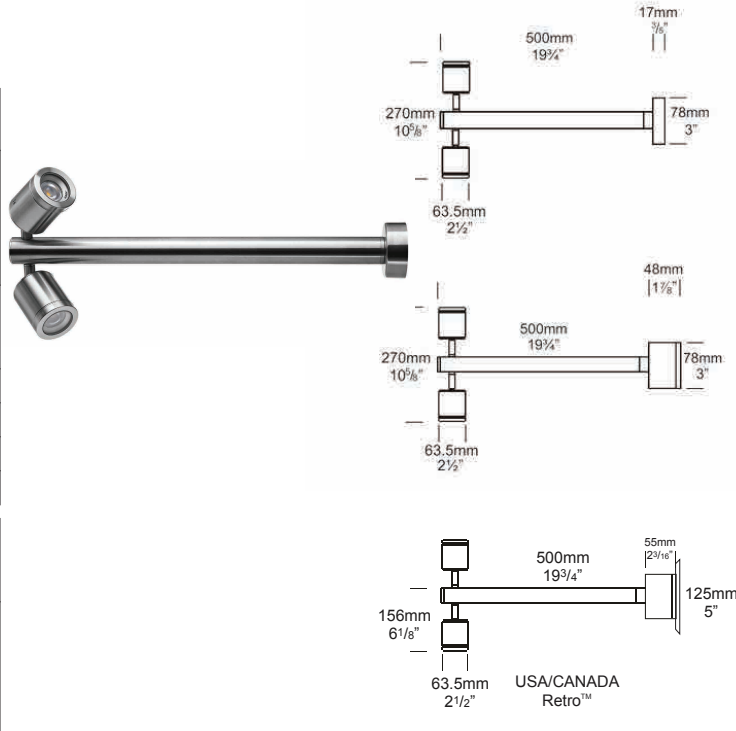


PROJECT:
TYPE:
SOURCE:
NOTES:

PURELED SPECIFICATIONS PER HEAD

LED Chip	Cree XHP-50-2 Plug and Play field replaceable LED board
Luminaire Output per head	600 Lumens @ 1050mA (6 watts), 420 Lumens @ 700mA (4 watts), 240 Lumens @ 350mA (2 watts), delivered from luminaire with unobstructed beam.
Lumens Per Watt	100 Lumens minimum @ 6 watts, delivered from luminaire with unobstructed beam
CRI (3000K)	85+ Standard, 90+ Optional
Colour Temperatures	2700K, 3000K, 4000K
Beam Angles	15, 25, 38, 60
Ingress Protection	IP66
Warranty	Electronics = 5 years Body Cop/ SS = 10 years Body Aluminium = 5 years
Standards	AS/NZS 61046, EN60598 cUL 1838, 2108, 1598 CSA C22.2 No. 250.7, No. 250.0-08, No. 250.0 CE



PRODUCT CONFIGURATION

Please fill in appropriate codes into boxes provided

Cat. No. TSGNL/L

Luminaire	Power	Material/ Finish	Beam	Colour	Accessories
TSGNL/L					
S SERIES, REMOTE DRIVER D3 12VAC, 2W INTEGRAL D7 12VAC, 4W INTEGRAL D10 12VAC, 6W INTEGRAL R RETRO, 110/240V DRIVER		ALUMINIUM EBK BLACK EBZ BRONZE EOGR OLIVE GREEN EWH WHITE EWB WHITE BIRCH EDG DARK GREY ESTAR SILVER STAR ECT CORTEN COP SOLID COPPER SS STAINLESS STEEL	15 15° 25 25° 38 38° 60 60°	2 2700K 3 3000K 4 4000K 39 3000K, 90+ CRI	HCL HEX CELL LOUVRE SNT SNOOT GG GLARE GUARD LF FROSTED LENS WBAP WALL BOX ADAPTOR LKN LOCKING KNUCKLE CJK CABLE JOINT KIT

SERIES, REMOTE DRIVER REQUIRED:
Constant current driver
Individual fixtures require 12vdc @ 1050mA maximum

12VAC INTEGRAL DRIVER:
Hunza integrated plug and play driver (included)
Input: 9-15VAC.
Output: 6vdc @ D3=350mA, D7=700mA, D10=1050mA (1050mA limited to ≤ 40°C (104°F) ambient temperature in stainless steel)

110/240VAC RETRO DRIVER:
Input: 120/240vac, 10 watt total (driver included)
Output: 12vdc, 700mA
0-10 volt dimming (USA - non dimming)

OTHER LAMP OPTIONS:

- TSGNL/H - MR16 Halogen 12V Lamp
- TSGNL/SL - MR16 LED Retrofit 12V Lamp (lamps vary by market - please refer to supplier for details)
- TSGNL/GUH - GU10 120/240V Halogen Lamp (body length increases for all GU10 lamps)
- TSGNL/GUSL - GU10 LED Retrofit 120/240V Lamp (lamps vary by market - please refer to supplier for details)

[Click for here Remote Power Supply Guidance Charts](#)

[Click here for halogen specification sheet](#)

LUMINAIRE CONSTRUCTION

CNC machined from one of the following metals:

Aluminium

Body: solid high corrosion resistant 63.5mm (2^{1/2"}) x 10mm (3/8") aluminium.
 End cap: solid aluminium 63.5mm (2^{1/2"}) rod, with chromate substrate and high UV resistant polyester powder coat.
 Pole: solid aluminium 500mm (19^{3/4"}) x 38mm (1^{1/2"}) tube.
 Colours:
 Black, Bronze, Silver Star, White, White Birch, Olive Green, Dark Grey, Corten.

Copper

Body: 63.5mm (2^{1/2"}) x 10mm (3/8").
 End cap: solid copper 63.5mm (2^{1/2"}) rod.
 Pole: solid copper 500mm (19^{3/4"}) x 38mm (1^{1/2"}) tube.

316 Stainless Steel

Body: 63.5mm (2^{1/2"}) x 10mm (3/8").
 End cap: solid 316 stainless steel 63.5 (2^{1/2"})
 Pole: 316 stainless steel 500mm (19^{3/4"}) x 38mm (1^{1/2"}) tube.

Knuckles:

Aluminium and Copper luminaires - 360° rotation and 0-90° elevation, solid brass with anti rust spring.
 Stainless Steel luminaires - 360° rotation and 0-90° elevation, full stainless steel construction.

Step Lens:

10mm (3/8") Extra clear, low iron, shatter resistant glass.
 Lifetime warranty.

Mounting

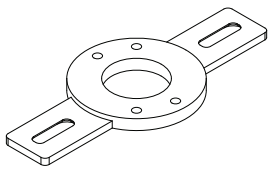
12 volt: the luminaire is mounted to the wall using two 316 stainless screws through a shallow base 28mm (1^{1/8"}) in depth.

Retro™ (110/240-12volt): a mounting plate is fixed to the wall using two screws and the luminaire is fitted to the mounting plate.

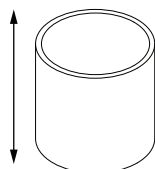
Luminaire Weight:

Low voltage
 Alum: 1.200kg (2lb 10oz)
 Cop: 2.840kg (6lb 4oz)
 SS: 2.120kg (4lb 11oz)
 Retro™
 Alum: 1.700kg (3lb 12oz)
 Cop: 3.900kg (8lb 9oz)
 SS: 3.555kg (7lb 13oz)

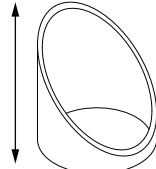
ACCESSORIES



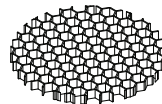
Wall Box Adaptor



Snoot



Glare Guard



Hex Cell Louvre

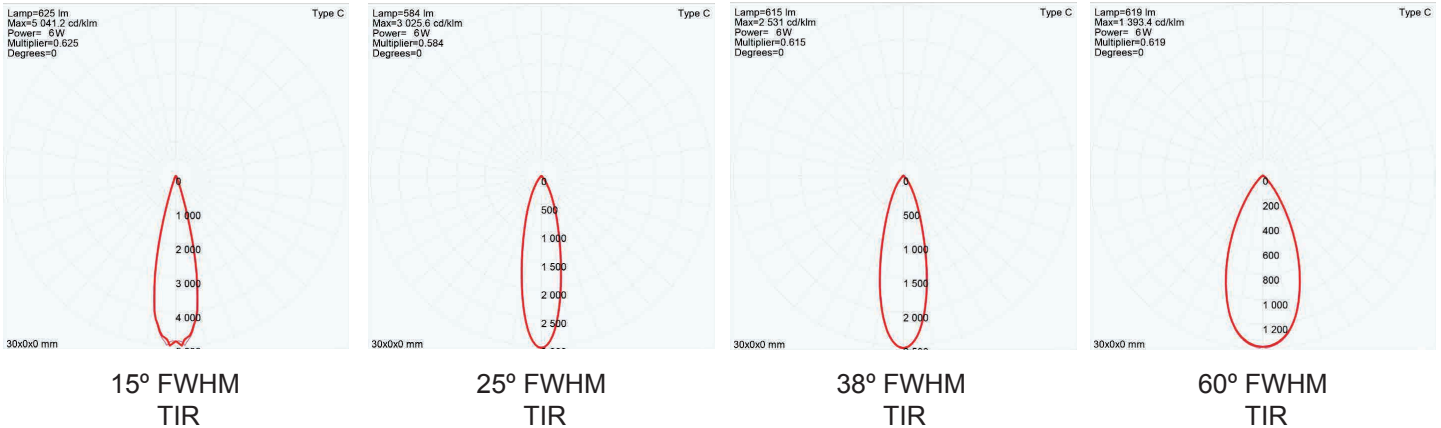


Locking Knuckle

BEAM ANGLES

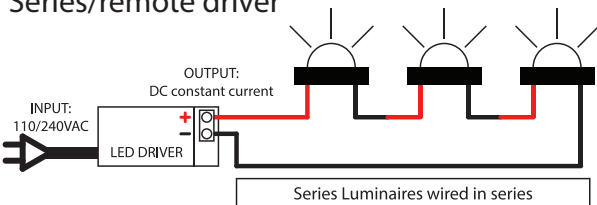
High efficiency PMMA TIR lenses. Field replaceable

IES files available for download: hunzalighting.com/downloads



WIRING GUIDE

Series/remote driver



Diagrams are a guide only, wire colours and polarity may change depending on fixture and country

Available for download: hunzalighting.com/downloads

12v integral driver

