

Pond Lite / Pond Lite Weighted Base

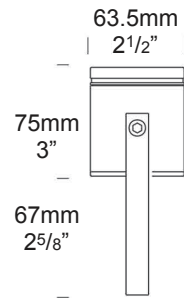
PROJECT:
TYPE:
SOURCE:
NOTES:

PURELED SPECIFICATIONS

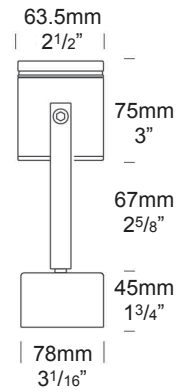
LED Chip	Cree XHP-50-2 Plug and Play field replaceable LED board
Luminaire Output	600 Lumens @ 1050mA (6 watts), 420 Lumens @ 700mA (4 watts), 240 Lumens @ 350mA (2 watts), delivered from luminaire with unobstructed beam.
Lumens Per Watt	100 Lumens @ 6 watts minimum, delivered from luminaire with unobstructed beam
CRI (3000K)	90+
Colour Temperatures	2700K, 3000K, 4000K
Beam Angles	15, 25, 38, 60
Ingress Protection	IP68
Warranty	Electronics = 5 years Body Cop/ SS = 10 years Body Aluminium = 5 years
Standards	AS/NZS 61046, UL676 (12 volt only)



POND/L



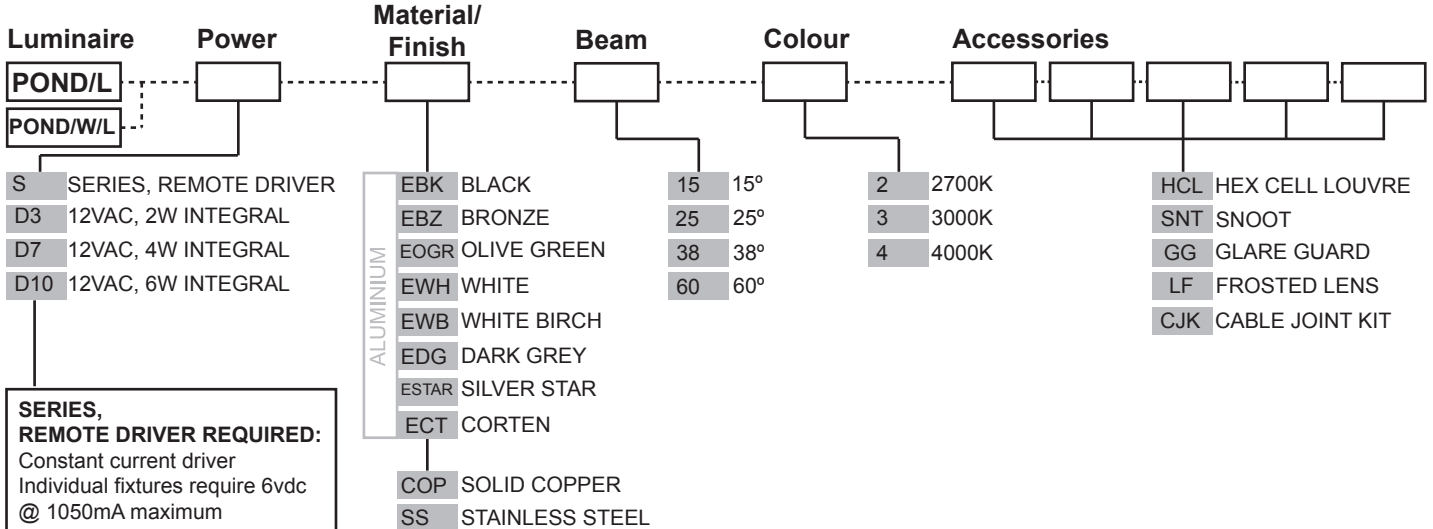
POND/W/L



PRODUCT CONFIGURATION

Please fill in appropriate codes into boxes provided

Cat. No. POND/L or POND/W/L



SERIES, REMOTE DRIVER REQUIRED:
Constant current driver
Individual fixtures require 6vdc @ 1050mA maximum

12VAC INTEGRAL DRIVER:
Hunza integrated plug and play driver (included)
Input: 9-15VAC.
Output: 6vdc @ D3=350mA, D7=700mA, D10=1050mA (1050mA limited to ≤ 40°C (104°F) ambient temperature in stainless steel)

OTHER LAMP OPTIONS:
 POND/H or POND/W/H - MR16 Halogen 12V Lamp
 POND/SL or POND/W/SL - MR16 LED Retrofit 12V Lamp (lamps vary by market - please refer to supplier for details)
 POND/GUH or POND/W/GUH - GU10 120/240V Halogen Lamp (body length increases for all GU10 lamps)
 POND/GUSL or POND/W/GUSL - GU10 LED Retrofit 120/240V Lamp (lamps vary by market - please refer to supplier for details)

[Click here for halogen specification sheet](#)

[Click here for Remote Power Supply Guidance Charts](#)

LUMINAIRE CONSTRUCTION

CNC machined from one of the following metals:

Aluminium:

Body: high corrosion resistant 63.5mm (2 1/2") x 10mm (3/8") aluminium.

End cap: solid aluminium 63.5mm (2 1/2") rod, low copper aluminium alloy chromate substrate and high UV resistant polyester powder coat.

Colours:

Black, Bronze, Silver Star, White, White Birch, Olive Green, Dark Grey, Corten.

USA/Canada

Aluminium is not approved.

Copper:

Body: 63.5mm (2 1/2") x 10mm (3/8").

End cap: solid copper 63.5mm (2 1/2") rod.

316 Stainless Steel:

Body: 63.5mm (2 1/2") x 10mm (3/8").

End cap: solid 316 stainless steel 63.5 (2 1/2").

Lens:

10mm (3/8") extra clear, low iron, shatter resistant glass.

Lifetime warranty

Gaskets:

Silicone, iron impregnated 220°C (428°F)

Mounting:

Via a "U" bracket that is screwed to the mounting surface. If being used in a pond with a plastic liner then the weighted version should be used. No screws are required for fixing, therefore no leaks.

Cable:

Standard 3 meters

Water resistant rubber

Note:

Copper may not be suitable for use with fish. Fixtures may be mounted to a depth of up to 2 meters.

Luminaire Weight:

Bracket Version

Alum: 0.740kg (1lb 10oz)

Cop: 1.500kg (3lb 5oz)

SS: 1.300kg (2lb 14oz)

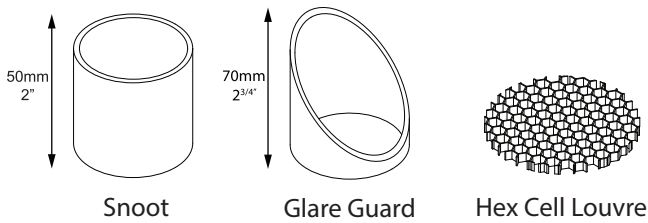
Weighted Version

Alum: 1.165kg (3lb 10oz)

Cop: 2.050kg (4lb 8oz)

SS: 1.880kg (4lb 2oz)

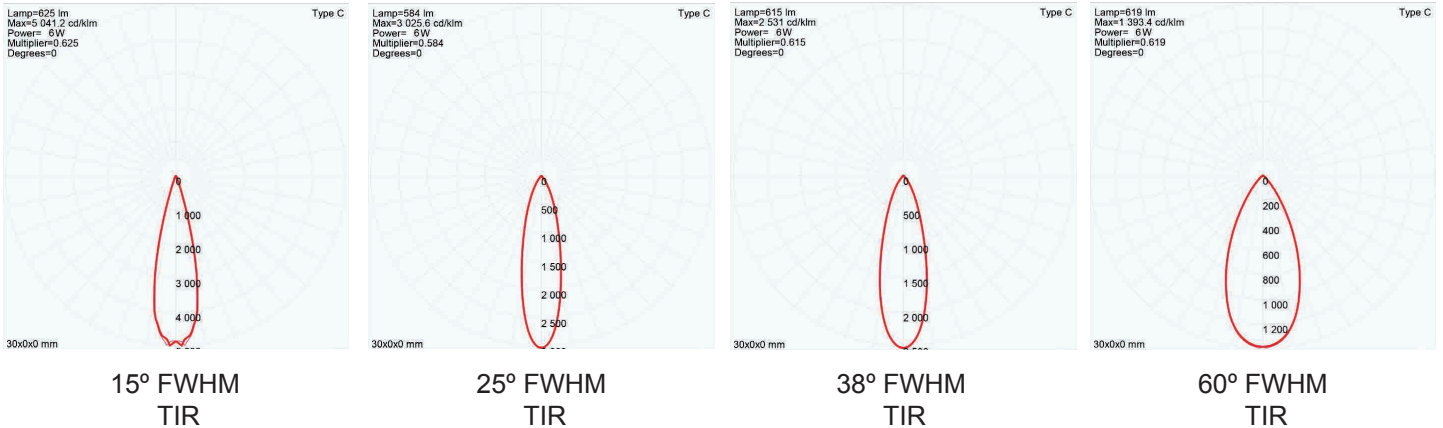
ACCESSORIES



BEAM ANGLES

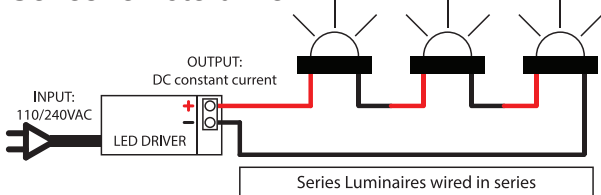
High efficiency PMMA TIR lenses. Field replaceable

IES files available for download: hunzalighting.com/downloads



WIRING GUIDE

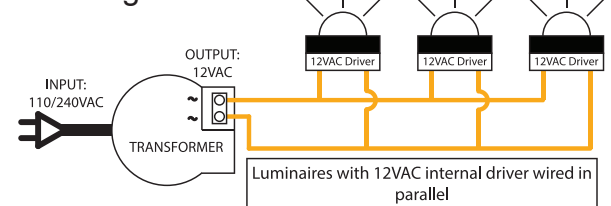
Series/remote driver



Diagrams are a guide only, wire colours and polarity may change depending on fixture and country

Available for download: hunzalighting.com/downloads

12v integral driver



Specifications may change without notification

Aug 2017